



少數民族服裝與服飾傳承與創新資源庫

THE LIBRARY OF INHERITANCE AND INNOVATION OF MINORITY CLOTHES



土家族服饰制作 Tujiazu Clothing Making

男上衣面料裁剪及口袋制作与缝贴
Men's top fabric cutting, pocket making and sewing



土家族男上衣制作

Tujiazu Men's top making

(面料裁剪、口袋制作与缝贴)

(fabric cutting, pocket making and sewing)

学习目标 Learning objectives

1. 掌握土家族男上衣面料裁剪及口袋制作与缝贴步骤、原理与方法;
1. Master the steps, principles and methods of Tujiazu Men's top fabric cutting, pocket making and sewing;
2. 具备思考问题与解决问题的能力, 能独立进行土家族男装的制作。
2. Have the ability to think and solve problems, and can independently make

Tujiazu Men's garment

重点与难点 Key and Difficult Points

重点: 土家族土家族男上衣面料裁剪及口袋制作与缝贴的步骤、原理与方法。

Key points: Master the steps, principles and methods of Tujiazu Men's top fabric cutting, pocket making and sewing

难点: 土家族男上衣口袋缝贴。

Difficult Points: Tujiazu men's top pocket sewing

一、排版、画版

1. Type setting and drawing sample

二、面料裁剪

2. Fabric cutting

三、口袋制作与缝贴

3. Pocket making and sewing

四、课后小结

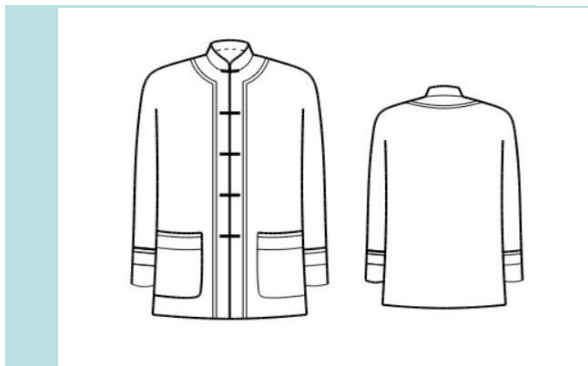
4. After-class summary

五、任务及要求

5. Tasks and requirements



一、款式说明 Style Description:



土家族男上衣款式图
Tujiazu men's top working sketch

(1) 领型：中式立领。

Collar type: mandarin collar.

(2) 衣身：前中对开门襟装盘扣，花边装饰连至后片。

Body piece: The center front placket is fitted with frog, and the lace trimmings is attached to the back piece.

(3) 袖子：连肩袖，袖口装有花边，两个贴袋。

Sleeves: raglan sleeves with lace at the cuffs and two patch pockets.





一、男上衣排版、画版

1. Type setting and drawing sample of men's top



将纸样进行手工排版，排版时要注意先大后小的原则，注意纱向正确，不能出现歪斜的现象。

Manual typesetting of the pattern, and the process should follow the principle of “big before small”. The yarn direction shall be correct without skewing.


排好后进行画样，画样时注意线条要细且均匀。

After the arrangement, draw the sample. The lines should be thin and uniform.



一、男上衣排版、画版

1. Type setting and drawing sample of men's top



排版画板后的完成图。

The finished drawing after typesetting and drawing.



二、男上衣面料裁剪

2. Fabric cutting of men's top



裁剪面料时要剪顺直，上下两层要剪整齐。

The fabric should be cut straightly and smoothly; and the upper and lower layers should be cut neatly.



三、男上衣口袋制作

3. Pocket making of men's top



缝贴口袋花边，辑线要顺直，缝份为0.1厘米。
裁剪面料时要剪顺直，上下两层要剪整齐。

When we sew the pocket lace, pay attention to the sewing thread. It should be straight, and the seam allowance should be 0.1 cm.



三、男上衣口袋制作

3. Pocket making of men's top



熨烫口袋，按照口袋净样版将口袋进行熨烫，圆角部位要烫圆顺。

Iron the pocket according to the pocket sample, and the rounded corners should be ironed smoothly.



三、男上衣口袋制作

3. Pocket making of men's top



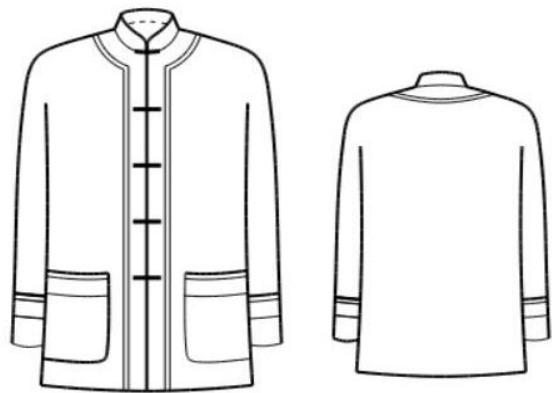
缝贴口袋，将口袋进行缝贴时缝份为0.5厘米，圆角部位要贴圆顺。

Sew the pockets with a seam allowance of 0.5 cm, and the rounded corner should be sewed roundly and smoothly.



四、课后小结

4. After-class summary



本次课我们讲解了土家族男上衣面料裁剪、口袋制作与缝贴，**重点掌握口袋制作与缝贴技巧，难点是熨烫时温度的把控。**

In this lesson, we have learned the fabric cutting, pocket making and sewing of Tujiazu Men's top. **Please focus on mastering pocket making and sewing skills; the difficulty is the controlling of the temperature during ironing.**



五、实训项目任务及要求

5.Training Tasks and Requirements

1、实训任务： Training Tasks

完成土家族男上衣面料裁剪及口袋制作与缝贴；

Complete the fabric cutting and pocket making and sewing of Tujiazu men's top;

2、实训要求： Training Requirements

(1) 符合款式要求；

(1) Meet the style requirements;

(2) 缝合后外形美观，内外无线头；

(2) After stitching, the appearance shall be kept beautiful and there shall be no thread ends inside and outside;

(3) 熨烫平服，不能有极光。

(3) Iron the garment until it gets flat with no wrinkles.