




少數民族服裝與服飾傳承與創新資源庫

THE LIBRARY OF INHERITANCE AND INNOVATION OF MINORITY CLOTHES



土家族服饰结构制图

Tujiazu Apparel Drafting

女上衣腋下省、腰节省的制作

Underarm dart and waist dart making of Women's top



土家族女上衣制作 (腋下省、腰节省) Tujiazu women's top making (Underarm dart, waist dart)

学习目标 Learning objectives

- 1.掌握土家族女上衣省道的制作步骤、原理与方法;
1.Master the **steps, principles and methods** of the dart of Tujiazu women's top drafting.
- 2.具备思考问题与解决问题的能力, 能独立进行土家族女上衣省道的制作。
2. Have the ability to think and solve problems, and can independently design the dart of Tujiazu women's top

重点难点 Key and Difficult Points

重点: 土家族女上衣省道的制作步骤、原理与方法

Key points: Master the steps, principles and methods of the dart making of Tujiazu women's top.

难点: 土家族女上衣省道的制作。

Difficult Points: dart making of Tujiazu women's top

一、省道说明

1. Description of darts

二、腋下省制作

2.Underarm dart making

三、腰节省制作

3.Waist dart making

四、熨烫省道

4. Dart ironing and pressing

五、课后小结


5.After-class summary

六、任务及要求

6.Tasks & Requirements



款式特点 Style features



土家族女上衣款式图

Tujiazu women's top working sketch

(1) 领型：中式立领，领口包边。

Collar type: mandarin collar with binding collar

(2) 袖型：连肩袖，袖口微喇，袖口包边。

Sleeve style: raglan sleeves with trumpet type cuff and binding cuff

(3) 衣身：前偏门襟，向右斜开至右侧下摆，两侧开叉，平底摆包边，腰节前后分别收腰节省，前片收有腋下省，领和斜门襟都包边装饰。

Body piece: the front placket slanting to the right hem; with slits on both sides, flat bottom hem with binding edge; waist section at the front and back disposed respectively to fit the body shape; underarm section at the front piece disposed too; collar and slanted placket decorated with binding edge.




土家族服饰

Tujiazu apparel



一、省道说明

1. Description of darts



土家族女上衣款式图
Tujiazu women's top working sketch

这款土家族女上衣是合体型款式，结构设计时分别在前片设计了两个腋下省和两个腰节省，后片也有两个腰节省，通过收省使此款服装更加的符合人体。

With a fit-in style, this Tujiazu women's top is designed with two underarm darts and two waist darts. The back piece also equips with two waist darts. Therefore, this style suits human's body well.



二、腋下省制作

2. Underarm dart making



腋下省在縫制時要平服，省尖輯線到只有一至二根紗線出針，出針時不能來回倒針，應將線留長一點再打結。

The underarm dart should be sewn straightly and smoothly. Only one or two yarns thread the needle and the sewing can't operate back and forth. Leave the thread longer before tying it.



三、腰节省制作

3. Waist dart making



腰节省缝线要均匀平服，省尖和腋下省的做法一样。

The waist dart stitching should be flat and smooth, so are the dart beginning point and the underarm dart.



四、熨烫省 (反面)

4. Ironing the dart (the reverse side)



腰节省先反面熨烫，在熨烫时倒向侧缝；
注意控制好温度。

**First, iron the waist dart reversely and
retreat to the side seam. Pay attention to ironing
temperature**



四、熨烫省道 (正面)

4. Ironing the dart (the front side)



腰节省正面熨烫要平服，防止起窝，不能有极光出现。

The front of the waist dart should be ironed flatly and smoothly. No wrinkles should appear.



五、课后小结

5.After-class summary



本次课我们讲解了土家族女上衣省道的制作与熨烫，**重点掌握省道的制作方法**与技巧，**难点是熨烫时温度的把控。**

In this lesson, we have learned the dart making and ironing of Tujiazu women's top. **Please focus on mastering dart making methods and skills; the difficulty is the controlling of the temperature during ironing.**



六、实训项目任务及要求

6.Training Tasks and Requirements

1、实训任务： Training Tasks

完成土家族女上衣的省道制作与熨烫；

Complete the dart making and ironing of Tujiazu women's top;

2、实训要求： Training Requirements

(1) 符合款式要求；

(1) Meet the style requirements;

(2) 缝合后外形美观，内外无线头；

(2) After stitching, the appearance shall be kept beautiful and there shall be no thread ends inside and outside;

(3) 熨烫平服，不能有极光。

(3) Iron the garment until it gets flat with no wrinkles.