



民族晨彩设计融合活态传承

Ethnic Morning Color Design Integration and Living
Communication Department



THE LIBRARY OF INHERITANCE AND
INNOVATION OF MINORITY CLOTHES

少數民族服裝與服飾
傳承與創新資源庫

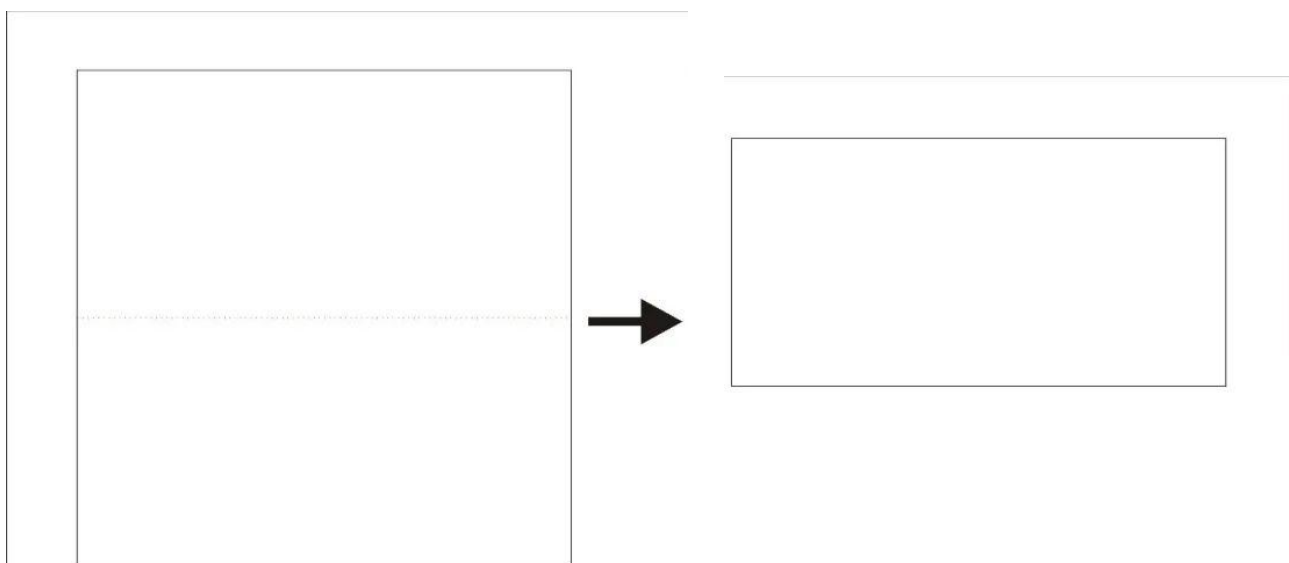


唐松绞图案扎染技法_

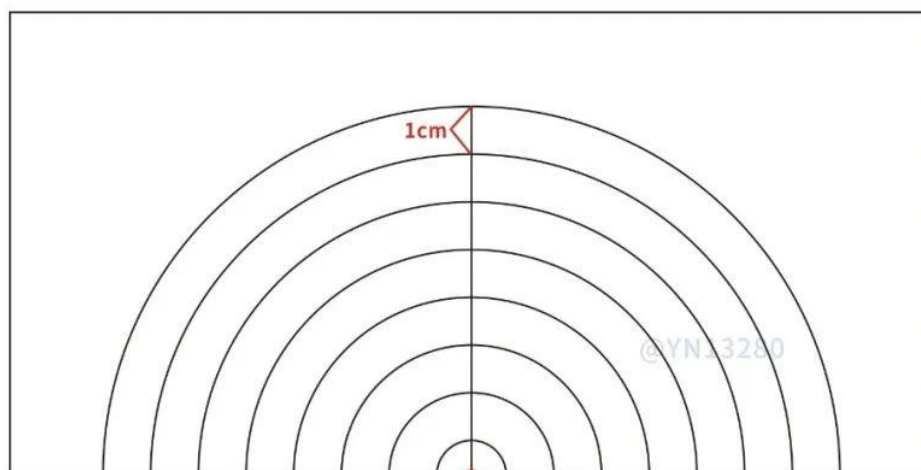
Tang pine twist pattern tie-dye technique

1、前期准备：需要的材料有一块白色棉布、热消笔（铅笔）、圆规、尺子、针、线和剪刀。把正方形的白色棉布沿中线对折。

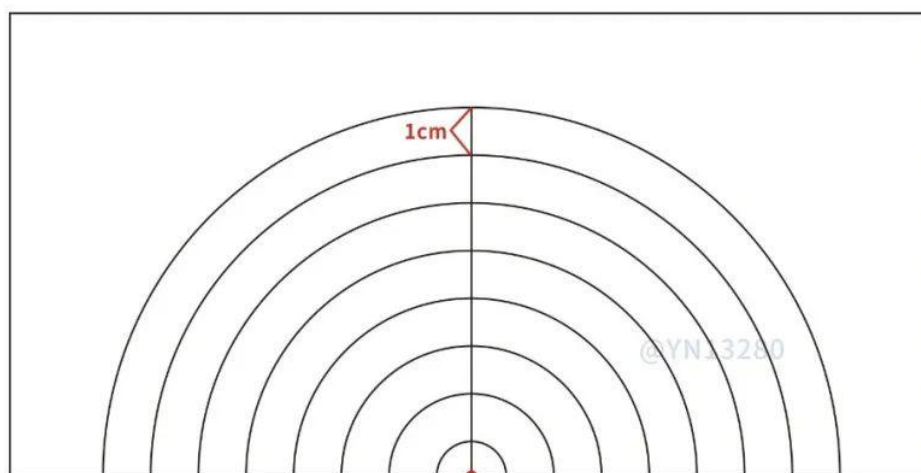
Early preparations: The materials required include a piece of white cotton cloth, hot pencil (pencil), compass, ruler, needle, thread and scissors. Fold the square white cotton cloth in half along the centerline.



2 画辅助线：圆的半径尺寸根据自己需要自定，每个半圆的半径差为 1cm。



2 Draw auxiliary lines: The radius size of the circle is determined according to your own needs, and the radius difference of each semicircle is 1cm.



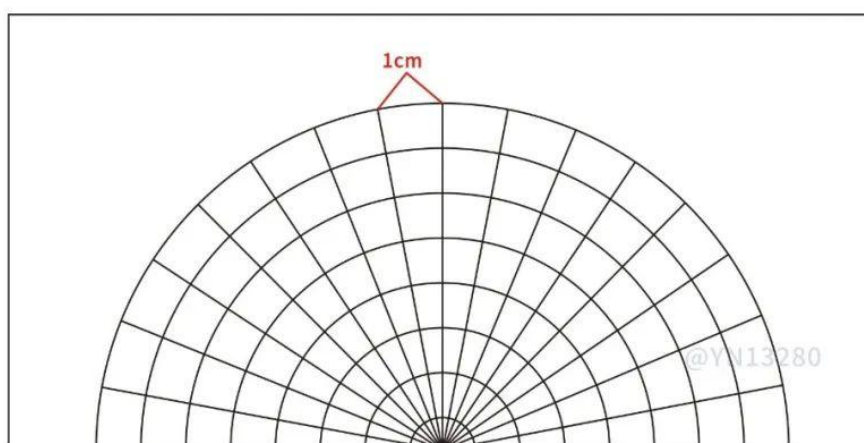
2、如下图所示，每条线条的距离为 1cm，如有经验能把握好针距可以不用画。



3、布料比较薄时，这两个尺寸要适当改小一点；布料比较厚时，这两个尺寸要适当改大一点。


3. As shown in the figure below, the distance between each line is 1cm. If you can grasp the stitch length properly, you don't need to draw it.

When the cloth is relatively thin, the two dimensions should be appropriately reduced; when the cloth is relatively thick, the two dimensions should be appropriately increased.



4、平缝：沿辅助线平缝，平缝时线迹可以保持一致，也可错落缝，或两种线迹相结合。

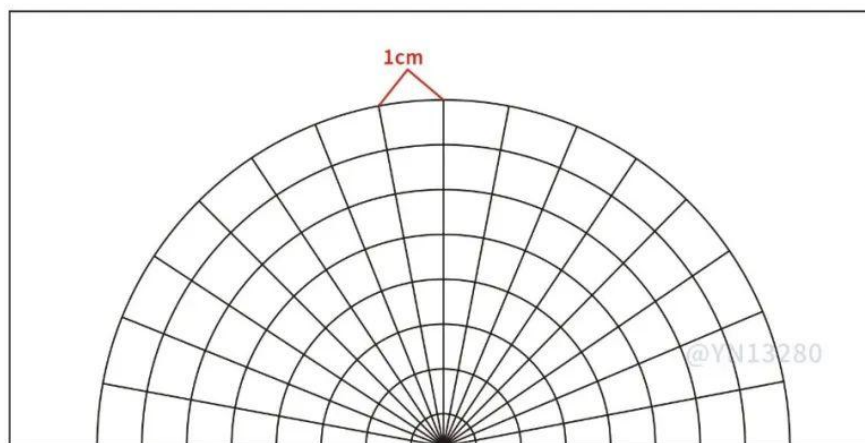
如下图为错落缝，不同线迹会有不同效果。



5、把每一圈的线抽紧，打结，线一定要抽紧，没抽紧等待你的便是惊吓




6、浸染：浸染等步骤就不再重复说啦！看得一脸懵逼的小伙伴们可以翻看历史消息查看详情~



4. Flush seam: Flush seam along the auxiliary line. The stitches can be consistent or staggered, or a combination of two stitches.

The following figure shows the staggered seams. Different stitches have different effects.



5. Tighten and knot the threads of each circle. Make sure the threads are tightened. If the threads are not tightened, you will be scared.



6. Immersion: Immersion and other steps will not be repeated! The confused friends can look through the historical news to view the details~





7、成品展示：

7. Display of finished products:





方法已经教给你啦，不一定是圆形，正方形、菱形等自己发挥想象多尝试尝试。过来人常说的经验的确重要，更重要的是自己动手去收获经验。



The method has been taught to you, not necessarily round, square, diamond, and so on to play your imagination try more. Experience is indeed important, and what's more important is to learn it yourself.